

SCOTTISH
FOOTBALL
MUSEUM
HAMPDEN



MY VISIT TO THE **SCOTTISH FOOTBALL MUSEUM**

A VISUAL STORY



THE ENTIRE COLLECTION OF THE
SCOTTISH FOOTBALL MUSEUM IS



RECOGNISED AS A
NATIONALLY SIGNIFICANT COLLECTION
AWARDED BY MUSEUMS GALLERIES SCOTLAND
ON BEHALF OF THE SCOTTISH GOVERNMENT

We want you to have a safe visit:

- Please use the stairs if you are able, to keep the lifts free for visitors with buggies or access needs
- Please note we take card payments only
- If you have any queries about Accessibility please contact Andy Kerr by email on andy.kerr@scottishfootballmuseum.org.uk or call 0141 616 6139.
- Any questions? Ask the team and they will be delighted to help



Scan the QR Code for travel information and directions to get to the Scottish Football Museum at Hampden Park.




This is the main entrance to Hampden Park and the Scottish Football Museum.



I can use the set of stairs or the permanent ramps at the side of the building to access front doors.

This is the reception desk I will see when I enter the building. I enter the building on level 3.



A staff member will welcome me and guide me downstairs to level 2. This is where the museum and cafe is.


There is also access to the museum via a lift at the back of the reception area.

Once I am downstairs, I can go into The Scottish Football Museum.



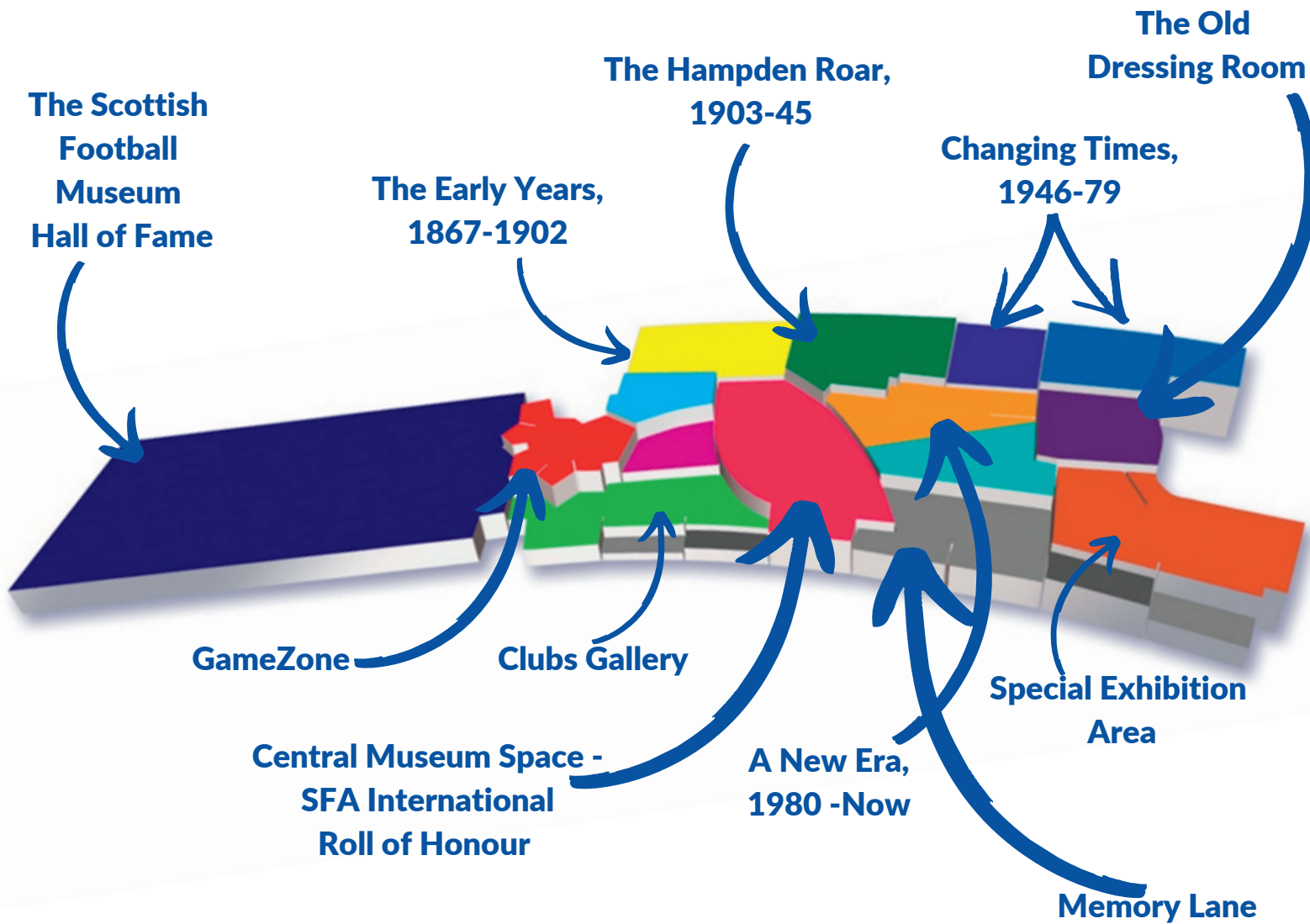
I can also go to the Club Hampden Cafe if I am hungry.

The toilets are also located near both the museum and cafe if I need to use them.



There is also access to disabled toilets in both areas.

This is the museum map which shows all of the areas of the museum I can explore.



When I enter the museum, I will see lots of objects in glass cases for me to look at.



There is so much I can explore!

This is the central museum space. I can sit here if I need a rest. This space can sometimes be noisy.



Several seats throughout the museum may be in quieter areas if needed.

If I need to, I can visit the 'Memory Lane' area of the museum where it is quieter.





There is a Game Zone I can visit if I want to play FIFA on the Xbox.



There is also a football table in the Clubs Gallery I can play with.


Before I leave, I can visit the Scottish Football Museum Hall of Fame.

QR code to the Scottish Football Hall of Fame



I will see lots of photographs, currently there are 122 photographs of football legends in this space.

When I want to leave, I go back up the stairs or lift and through the reception doors I used when entering the building.



I might see:



Lots of people, some wearing museum uniform

Football shirts

Football trophies

Artwork

Statues

Lots of signs with words and pictures

Benches and chairs

Table football being played

I might touch:



The museum's interactive games

Touch screens around the museum area

Handrails around the museum and stadium

The button on the lift

Museum handling kits

I might hear:



People talking, shouting or laughing

Music and football commentary around the museum and cafe areas

Football crowd noises

Museum tannoy messages


Noise from the table football being played

I might smell:



Food in the cafe

I might taste:



Food in the cafe



For more information please scan the QR code below for contact details and booking information.

